

## CONTUL DE EXECUTIE

## A BUGETULUI INSTITUTIILOR PUBLICE SI ACTIVITATILOR FINANTATE INTEGRAL SAU PARTIAL DIN VENITURI PROPRII (DE SUBORDONARE LOCALA) -VENITUF

la data de 31.03.2018

Cod 20

-lei-

| Denumirea indicatorilor   | Cod indicator | Prevederi bugetare                               |                       | Drepturi constatate |                     |                 | Incasari realizate | Stingeri pe alte cai decat incasari | Drepturi constatate de incasat |
|---|---------------|--|-----------------------|---------------------|---------------------|-----------------|--------------------|-------------------------------------|--------------------------------|
|   |               | anuale aprobate la finele perioadei de raportare | trimestriale cumulate | Total,din care:     | din anii precedenti | din anul curent |                    |                                     |                                |
| A   | B             | 1  | 2                     | 3=4+5               | 4                   | 5               | 6                  | 7                                   | 8=3-6-7                        |
| TOTAL VENITURI (cod 00.02+00.15+00.16+00.17+45.10+48.10)  | 000110        | 104,224,000                                      | 32,228,380            | 20,679,040          | 1,907,518           | 18,771,522      | 18,581,569         | 28,983                              | 2,068,488                      |
| I. VENITURI CURENTE (cod 00.03+00.12)   | 0002          | 37,367,000                                       | 11,183,380            | 9,984,678           | 1,907,518           | 8,077,160       | 7,887,207          | 28,983                              | 2,068,488                      |
| C. VENITURI NEFISCALE ( cod 00.13+00.14)  | 2900          | 37,367,000                                       | 11,183,380            | 9,984,678           | 1,907,518           | 8,077,160       | 7,887,207          | 28,983                              | 2,068,488                      |
| C1. VENITURI DIN PROPRIETATE (cod 30.10+31.10)  | 3000          | 1,237,700  | 404,100               | 119,915             | 26,907              | 93,008          | 93,820             |                                     | 26,095                         |
| Venituri din proprietate (cod 30.10.05+30.10.08+30.10.09+30.10.50)  | 3010          | 1,237,700  | 404,100               | 119,915             | 26,907              | 93,008          | 93,820             |                                     | 26,095                         |
| Venituri din concesiuni si inchirieri (cod 30.10.05.30)   | 301005        | 1,191,700  | 388,100               | 119,915             | 26,907              | 93,008          | 93,820             |                                     | 26,095                         |
| Alte venituri din concesiuni si inchirieri de catre institutiile publice  | 30100530      | 1,191,700  | 388,100               | 119,915             | 26,907              | 93,008          | 93,820             |                                     | 26,095                         |
| Alte venituri din proprietate   | 301050        | 46,000   | 16,000                |                     |                     |                 |                    |                                     |                                |
| C2. VANZARI DE BUNURI SI SERVICII (cod 33.10+34.10+35.10+36.10+37.10)   | 3300          | 36,129,300                                       | 10,779,280            | 9,864,763           | 1,880,611           | 7,984,152       | 7,793,387          | 28,983                              | 2,042,393                      |
| Venituri din prestari de servicii si alte activitati (cod33.10.05+33.10.08+33.10.09+33.10.13+ 33.10.14+ 33.10.16+33.10.17+33.10.19 la 33.10.21+33.10.30 la 33.10.32+33.10.50) | 3310          | 35,832,300                                       | 10,621,710            | 9,787,780           | 1,880,571           | 7,907,209       | 7,716,421          | 28,983                              | 2,042,376                      |
| Taxe si alte venituri in invatamant   | 331005        | 3,902,900  | 1,107,100             | 693,163             | 32,373              | 660,790         | 651,164            |                                     | 41,999                         |
| Venituri din prestari de servicii   | 331008        | 3,384,000  | 2,065,000             | 2,060,396           | 284,852             | 1,775,544       | 1,820,649          |                                     | 239,747                        |
| Contributia elevilor si studentilor pentru internate, camine si cantine.  | 331014        | 1,943,000  | 670,000               | 323,834             | 4,416               | 319,418         | 318,199            |                                     | 5,635                          |
| Venituri din valorificarea produselor obtinute din activitatea proprie sau anexa  | 331016        | 154,000  | 39,000                | 69,311              | 26,070              | 43,241          | 44,156             |                                     | 25,155                         |
| Venituri din organizarea de cursuri de calificare si conversie profesionala, specializare si perfectionare  | 331017        | 29,000   | 12,000                | 6,005               |                     | 6,005           | 6,005              |                                     |                                |
| Venituri din serbari si spectacole scolare, manifestari   | 331019        | 380,000  | 110,000               | 117,644             | 1,578               | 116,066         | 83,014             | 28,983                              | 5,647                          |



| A   | B        | 1          | 2          | 3=4+5     | 4         | 5         | 6         | 7 | 8=3-6-7   |
|---|----------|------------|------------|-----------|-----------|-----------|-----------|---|-----------|
| culturale, artistice si sportive  |          |            |            |           |           |           |           |   |           |
| Venituri din contractele incheiate cu casele de asigurari sociale de sanatate   | 331021   | 17,700,000 | 4,425,000  | 5,417,781 | 1,383,388 | 4,034,393 | 3,837,549 |   | 1,580,232 |
| Venituri din contractele incheiate cu directiile de sanatate publica din sume alocate de la bugetul de stat   | 331030   | 4,132,000  | 1,033,000  | 450,908   |           | 450,908   | 450,908   |   |           |
| Venituri din contractele incheiate cu directiile de sanatate publica din sume alocate din veniturile proprii ale Ministerului Sanatatii             | 331031   | 1,400,000  | 350,000    |           |           |           |           |   |           |
| Alte venituri din prestari de servicii si alte activitati   | 331050   | 2,807,400  | 810,610    | 648,738   | 147,894   | 500,844   | 504,777   |   | 143,961   |
| Diverse venituri (cod 36.10.04+36.10.32+36.10.50)   | 3610     | 194,430    | 82,000     | 26,099    | 40        | 26,059    | 26,082    |   | 17        |
| Alte venituri   | 361050   | 194,430    | 82,000     | 26,099    | 40        | 26,059    | 26,082    |   | 17        |
| Transferuri voluntare, altele decat subventiile (cod 37.10.01+37.10.03+37.10.04+37.10.50)   | 3710     | 102,570    | 75,570     | 50,884    |           | 50,884    | 50,884    |   |           |
| Donatii si sponsorizari   | 371001   | 44,570     | 44,570     | 50,884    |           | 50,884    | 50,884    |   |           |
| Varsaminte din sectiunea de functionare pentru finantarea sectiunii de dezvoltare a bugetului local (cu semnul minus)                               | 371003   | -384,000   | -317,000   | -5,000    |           | -5,000    | -5,000    |   |           |
| Varsaminte din sectiunea de functionare   | 371004   | 384,000    | 317,000    | 5,000     |           | 5,000     | 5,000     |   |           |
| Alte transferuri voluntare  | 371050   | 58,000     | 31,000     |           |           |           |           |   |           |
| III. OPERATIUNI FINANCIARE (cod 40.10+41.10)  | 0016     |            |            | 758,133   |           | 758,133   | 758,133   |   |           |
| Incasari din rambursarea imprumuturilor acordate (cod. 40.10.15+40.10.16)   | 4010     |            |            | 758,133   |           | 758,133   | 758,133   |   |           |
| Sume utilizate din excedentul anului precedent pentru efectuarea de cheltuieli (cod. 40.10.15.01+40.10.15.02)                                       | 401015   |            |            | 758,133   |           | 758,133   | 758,133   |   |           |
| Sume utilizate de administratiile locale din excedentul anului precedent pentru sectiunea de functionare  | 40101501 |            |            | 758,133   |           | 758,133   | 758,133   |   |           |
| IV. SUBVENTII (cod 00.18)   | 4100     | 66,857,000 | 21,045,000 | 9,936,229 |           | 9,936,229 | 9,936,229 |   |           |
| SUBVENTII DE LA ALTE NIVELE ALE ADMINISTRATIEI PUBLICE (cod 42.10+43.10)  | 0018     | 499,000    | 499,000    | 196,581   |           | 196,581   | 196,581   |   |           |
| Subventii de la alte administratii (cod 43.10.09+43.10.10+43.10.14 la 43.10.17+43.10.19 + 43.10.25 la 43.10.27+43.10.31+43.10.32+43.10.33+43.10.35) | 4310     | 66,857,000 | 21,045,000 | 9,936,229 |           | 9,936,229 | 9,936,229 |   |           |
| Subventii pentru institutii publice   | 431009   | 20,358,000 | 8,896,000  | 6,699,000 |           | 6,699,000 | 6,699,000 |   |           |
| Subventii din bugetele locale pentru finantarea cheltuielilor curente din domeniul sanatatii  | 431010   | 1,000,000  | 400,000    | 400,000   |           | 400,000   | 400,000   |   |           |
| Subventii din bugetele locale pentru finantarea cheltuielilor de capital in domeniul sanatatii  | 431014   | 176,000    | 176,000    | 175,341   |           | 175,341   | 175,341   |   |           |
| Subventii pentru institutii publice destinate sectiunii de dezvoltare   | 431019   | 323,000    | 323,000    | 21,240    |           | 21,240    | 21,240    |   |           |
| Subventii din bugetul Fondului national unic de asigurari   | 431033   | 45,000,000 | 11,250,000 | 2,640,648 |           | 2,640,648 | 2,640,648 |   |           |

| A   | B        | 1           | 2          | 3=4+5      | 4         | 5          | 6          | 7      | 8=3-6-7   |
|---|----------|-------------|------------|------------|-----------|------------|------------|--------|-----------|
| sociale de sanatate pentru acoperirea cresterilor salariale   |          |             |            |            |           |            |            |        |           |
| VENITURILE SECTIUNII DE FUNCTIONARE (cod 00.02+00.16+00.17) - TOTAL   | 000110   | 103,341,000 | 31,412,380 | 20,477,459 | 1,907,518 | 18,569,941 | 18,379,988 | 28,983 | 2,068,488 |
| I. VENITURI CURENTE (cod 00.03+00.12)   | 0002     | 36,983,000  | 10,866,380 | 9,979,678  | 1,907,518 | 8,072,160  | 7,882,207  | 28,983 | 2,068,488 |
| C. VENITURI NEFISCALE ( cod 00.13+00.14)  | 2900     | 36,983,000  | 10,866,380 | 9,979,678  | 1,907,518 | 8,072,160  | 7,882,207  | 28,983 | 2,068,488 |
| C1. VENITURI DIN PROPRIETATE (cod 30.10 +31.10)   | 3000     | 1,237,700   | 404,100    | 119,915    | 26,907    | 93,008     | 93,820     |        | 26,095    |
| Venituri din proprietate (cod 30.10.05+30.10.08+30.10.09+30.10.50)  | 3010     | 1,237,700   | 404,100    | 119,915    | 26,907    | 93,008     | 93,820     |        | 26,095    |
| Venituri din concesiuni si inchirieri (cod 30.10.05.30)   | 301005   | 1,191,700   | 388,100    | 119,915    | 26,907    | 93,008     | 93,820     |        | 26,095    |
| Alte venituri din concesiuni si inchirieri de catre institutiile publice  | 30100530 | 1,191,700   | 388,100    | 119,915    | 26,907    | 93,008     | 93,820     |        | 26,095    |
| Alte venituri din proprietate   | 301050   | 46,000      | 16,000     |            |           |            |            |        |           |
| C2. VANZARI DE BUNURI SI SERVICII (cod 33.10+34.10+35.10+36.10+37.10)   | 3300     | 35,745,300  | 10,462,280 | 9,859,763  | 1,880,611 | 7,979,152  | 7,788,387  | 28,983 | 2,042,393 |
| Venituri din prestari de servicii si alte activitati (cod 33.10.05+33.10.08+33.10.09+33.10.13+ 33.10.14 +33.10.16+33.10.17 +33.10.19 la 33.10.21+33.10.30 la 33.10.32+33.10.50) | 3310     | 35,832,300  | 10,621,710 | 9,787,780  | 1,880,571 | 7,907,209  | 7,716,421  | 28,983 | 2,042,376 |
| Taxe si alte venituri in invatamant   | 331005   | 3,902,900   | 1,107,100  | 693,163    | 32,373    | 660,790    | 651,164    |        | 41,999    |
| Venituri din prestari de servicii   | 331008   | 3,384,000   | 2,065,000  | 2,060,396  | 284,852   | 1,775,544  | 1,820,649  |        | 239,747   |
| Contributia elevilor si studentilor pentru internate, camine si cantine.  | 331014   | 1,943,000   | 670,000    | 323,834    | 4,416     | 319,418    | 318,199    |        | 5,635     |
| Venituri din valorificarea produselor obtinute din activitatea proprie sau anexa  | 331016   | 154,000     | 39,000     | 69,311     | 26,070    | 43,241     | 44,156     |        | 25,155    |
| Venituri din organizarea de cursuri de calificare si conversie profesionala, specializare si perfectionare  | 331017   | 29,000      | 12,000     | 6,005      |           | 6,005      | 6,005      |        |           |
| Venituri din serbari si spectacole scolare, manifestari culturale, artistice si sportive  | 331019   | 380,000     | 110,000    | 117,644    | 1,578     | 116,066    | 83,014     | 28,983 | 5,647     |
| Venituri din contractele incheiate cu casele de asigurari sociale de sanatate   | 331021   | 17,700,000  | 4,425,000  | 5,417,781  | 1,383,388 | 4,034,393  | 3,837,549  |        | 1,580,232 |
| Venituri din contractele incheiate cu directiile de sanatate publica din sume alocate de la bugetul de stat   | 331030   | 4,132,000   | 1,033,000  | 450,908    |           | 450,908    | 450,908    |        |           |
| Venituri din contractele incheiate cu directiile de sanatate publica din sume alocate din veniturile proprii ale Ministerului Sanatatii   | 331031   | 1,400,000   | 350,000    |            |           |            |            |        |           |
| Alte venituri din prestari de servicii si alte activitati   | 331050   | 2,807,400   | 810,610    | 648,738    | 147,894   | 500,844    | 504,777    |        | 143,961   |
| Diverse venituri (cod 36.10.04+36.10.32+36.10.50)   | 3610     | 194,430     | 82,000     | 26,099     | 40        | 26,059     | 26,082     |        | 17        |
| Alte venituri   | 361050   | 194,430     | 82,000     | 26,099     | 40        | 26,059     | 26,082     |        | 17        |
| Transferuri voluntare, altele decât subvențiile (cod  | 3710     | -281,430    | -241,430   | 45,884     |           | 45,884     | 45,884     |        |           |

| A  | B        | 1          | 2          | 3=4+5     | 4 | 5         | 6         | 7 | 8=3-6-7 |
|--|----------|------------|------------|-----------|---|-----------|-----------|---|---------|
| 37.10.01+37.10.03+37.10.50)  |          |            |            |           |   |           |           |   |         |
| Donatii si sponsorizari  | 371001   | 44,570     | 44,570     | 50,884    |   | 50,884    | 50,884    |   |         |
| Varsaminte din sectiunea de functionare pentru finantarea sectiunii de dezvoltare a bugetului local (cu semnul minus)          | 371003   | -384,000   | -317,000   | -5,000    |   | -5,000    | -5,000    |   |         |
| Alte transferuri voluntare   | 371050   | 58,000     | 31,000     |           |   |           |           |   |         |
| III.OPERATIUNI FINANCIARE (cod 40.10+41.10)  | 0016     |            |            | 758,133   |   | 758,133   | 758,133   |   |         |
| Încasari din rambursarea împrumuturilor acordate (cod. 40.10.15)   | 4010     |            |            | 758,133   |   | 758,133   | 758,133   |   |         |
| Sume utilizate din excedentul anului precedent pentru efectuarea de cheltuieli (cod. 40.10.15.01)                              | 401015   |            |            | 758,133   |   | 758,133   | 758,133   |   |         |
| Sume utilizate de administratiile locale din excedentul anului precedent pentru sectiunea de functionare                       | 40101501 |            |            | 758,133   |   | 758,133   | 758,133   |   |         |
| IV. SUBVENTII (cod 00.18)  | 4100     | 66,358,000 | 20,546,000 | 9,739,648 |   | 9,739,648 | 9,739,648 |   |         |
| SUBVENTII DE LA ALTE NIVELE ALE ADMINISTRATIEI PUBLICE (cod 42.10+43.10)   | 0018     | 66,358,000 | 20,546,000 | 9,739,648 |   | 9,739,648 | 9,739,648 |   |         |
| Subventii de la alte administratii (cod 43.10.09+43.10.10 +43.10.15+43.10.33+43.10.35)   | 4310     | 66,358,000 | 20,546,000 | 9,739,648 |   | 9,739,648 | 9,739,648 |   |         |
| Subventii pentru institutii publice  | 431009   | 20,358,000 | 8,896,000  | 6,699,000 |   | 6,699,000 | 6,699,000 |   |         |
| Subventii din bugetele locale pentru finantarea cheltuielilor curente din domeniul sanatatii                                   | 431010   | 1,000,000  | 400,000    | 400,000   |   | 400,000   | 400,000   |   |         |
| Subventii din bugetul Fondului national unic de asigurari sociale de sanatate pentru acoperirea cresterilor salariale          | 431033   | 45,000,000 | 11,250,000 | 2,640,648 |   | 2,640,648 | 2,640,648 |   |         |
| VENITURILE SECTIUNII DE DEZVOLTARE (cod 00.02+00.15+00.16+00.17+45.10+48.10) - TOTAL   | 000110   | 883,000    | 816,000    | 201,581   |   | 201,581   | 201,581   |   |         |
| I. VENITURI CURENTE (cod 00.12)  | 0002     | 384,000    | 317,000    | 5,000     |   | 5,000     | 5,000     |   |         |
| C. VENITURI NEFISCALE ( cod 00.14)   | 2900     | 384,000    | 317,000    | 5,000     |   | 5,000     | 5,000     |   |         |
| C2. VANZARI DE BUNURI SI SERVICII (cod 36.10+37.10)  | 3300     | 384,000    | 317,000    | 5,000     |   | 5,000     | 5,000     |   |         |
| Transferuri voluntare, altele decât subventiile (cod 37.10.04)   | 3710     | 384,000    | 317,000    | 5,000     |   | 5,000     | 5,000     |   |         |
| Varsaminte din sectiunea de functionare  | 371004   | 384,000    | 317,000    | 5,000     |   | 5,000     | 5,000     |   |         |
| IV. SUBVENTII (cod 00.18)  | 4100     | 499,000    | 499,000    | 196,581   |   | 196,581   | 196,581   |   |         |
| SUBVENTII DE LA ALTE NIVELE ALE ADMINISTRATIEI PUBLICE (cod 42.10+43.10)   | 0018     | 499,000    | 499,000    | 196,581   |   | 196,581   | 196,581   |   |         |
| Subventii de la alte administratii (cod 43.10.14+43.10.16+43.10.17+43.10.19 + 43.10.25 la 43.10.27+43.10.31+43.10.32+43.10.35) | 4310     | 499,000    | 499,000    | 196,581   |   | 196,581   | 196,581   |   |         |
| Subventii din bugetele locale pentru finantarea cheltuielilor de capital in domeniul sanatatii                                 | 431014   | 176,000    | 176,000    | 175,341   |   | 175,341   | 175,341   |   |         |
| Subventii pentru institutii publice destinate sectiunii de dezvoltare  | 431019   | 323,000    | 323,000    | 21,240    |   | 21,240    | 21,240    |   |         |

Conducatorul institutiei

CATALIN CHERECHES

Conducatorul compartimentului

financiar-contabil

CARMEN POP



**CONTUL DE EXECUTIE**  
**A BUGETULUI INSTITUTIILOR PUBLICE SI ACTIVITATILOR FINANTATE INTEGRAL SAU PARTIAL DIN VENITURI PROPRII (DE SUBORDONARE LOCALA) -CHELTUIELI**

la data de 31.03.2018

Cod 21

-lei-

| Denumirea indicatorilor *)  | Cod indicator | Credite de angajament | Credite bugetare                                 |                       | Angajamente bugetare | Angajamente legale | Plati efectuate | Angajamente legale de platit | Cheltuieli efective |
|---|---------------|-----------------------|--|-----------------------|----------------------|--------------------|-----------------|------------------------------|---------------------|
|   |               |                       | anuale aprobate la finele perioadei de raportare | trimestriale cumulate |                      |                    |                 |                              |                     |
| A   | B             | 1                     | 2  | 3                     | 4                    | 5                  | 6               | 7=5-6                        | 8                   |
| TOTAL CHELTUIELI - SECTIUNEA DE FUNCTIONARE + SECTIUNEA DE DEZVOLTARE (cod 50.10+59.10+63.10+70.10+74.10+79.10) | 4910          |                       | 105,088,000                                      | 33,092,380            | 29,622,110           | 29,559,388         | 17,708,297      | 11,851,091                   | 17,419,930          |
| Partea III-a CHELTUIELI SOCIAL-CULTURALE (cod 65.10+66.10+67.10+68.10)  | 6310          |                       | 89,324,000                                       | 26,027,380            | 17,392,128           | 17,329,406         | 12,769,974      | 4,559,432                    | 13,176,253          |
| Invatamant (cod 65.10.03 la 65.10.05+65.10.07+65.10.11+65.10.50)  | 6510          |                       | 8,649,000  | 2,983,380             | 2,492,051            | 2,483,051          | 1,196,924       | 1,286,127                    | 1,242,381           |
| Invaatamant prescolar si primar (cod 65.10.03.01+65.10.03.02)   | 651003        |                       | 4,177,000  | 1,187,500             | 1,045,991            | 1,045,991          | 599,690         | 446,301                      | 640,045             |
| Invatamant prescolar  | 65100301      |                       | 4,177,000  | 1,187,500             | 1,045,991            | 1,045,991          | 599,690         | 446,301                      | 640,045             |
| Invatamant secundar (cod 65.10.04.01 la 65.10.04.03)  | 651004        |                       | 4,472,000  | 1,795,880             | 1,446,060            | 1,437,060          | 597,234         | 839,826                      | 602,336             |
| Invatamant secundar inferior  | 65100401      |                       | 260,500  | 129,700               | 41,399               | 41,399             | 3,324           | 38,075                       | 7,852               |
| Invatamant secundar superior  | 65100402      |                       | 4,211,500  | 1,666,180             | 1,404,661            | 1,395,661          | 593,910         | 801,751                      | 594,484             |
| Sanatate (66.10.06+66.10.08+66.10.50)   | 6610          |                       | 70,425,000                                       | 18,311,000            | 7,829,482            | 7,829,482          | 7,829,482       |                              | 8,335,977           |
| Servicii medicale in unitati sanitare cu paturi (cod 66.10.06.01+66.10.06.03)                                   | 661006        |                       | 70,425,000                                       | 18,311,000            | 7,829,482            | 7,829,482          | 7,829,482       |                              | 8,335,977           |
| Spitale generale  | 66100601      |                       | 70,425,000                                       | 18,311,000            | 7,829,482            | 7,829,482          | 7,829,482       |                              | 8,335,977           |
| Cultura, recreere si religie (cod 67.10.03+67.10.05+67.10.50)   | 6710          |                       | 10,250,000                                       | 4,733,000             | 7,070,595            | 7,016,873          | 3,743,568       | 3,273,305                    | 3,597,895           |
| Servicii culturale (cod 67.10.03.03 la 67.10.03.07+67.10.03.09 la 67.10.03.11+67.10.03.15+67.10.03.30)          | 671003        |                       | 5,700,000  | 1,610,000             | 4,704,850            | 4,704,850          | 1,431,545       | 3,273,305                    | 1,459,414           |
| Instituti publice de spectacole si concerte   | 67100304      |                       | 5,700,000  | 1,610,000             | 4,704,850            | 4,704,850          | 1,431,545       | 3,273,305                    | 1,459,414           |
| Servicii recreative si sportive (cod 67.10.05.01)   | 671005        |                       | 4,550,000  | 3,123,000             | 2,365,745            | 2,312,023          | 2,312,023       |                              | 2,138,481           |
| Sport   | 67100501      |                       | 4,550,000  | 3,123,000             | 2,365,745            | 2,312,023          | 2,312,023       |                              | 2,138,481           |

| A  | B        | 1 | 2           | 3          | 4          | 5          | 6          | 7=5-6      | 8          |
|--|----------|---|-------------|------------|------------|------------|------------|------------|------------|
| Partea IV-a SERVICII SI DEZVOLTARE PUBLICA, LOCUINTE, MEDIU SI APE (cod 70.10+74.10)                   | 6910     |   | 15,764,000  | 7,065,000  | 12,229,982 | 12,229,982 | 4,938,323  | 7,291,659  | 4,243,677  |
| Locuinte, servicii si dezvoltare publica (cod 70.10.03+70.10.04+70.10.50)                              | 7010     |   | 15,764,000  | 7,065,000  | 12,229,982 | 12,229,982 | 4,938,323  | 7,291,659  | 4,243,677  |
| Alte servicii in domeniul locuintelor, serviciilor si dezvoltarii comunale                             | 701050   |   | 15,764,000  | 7,065,000  | 12,229,982 | 12,229,982 | 4,938,323  | 7,291,659  | 4,243,677  |
| Partea a VII-a REZERVE, EXCEDENT/DEFICIT   | 9610     |   |             |            |            |            | 1,347,406  | -1,347,406 |            |
| EXCEDENT (98.10.96+98.10.97)   | 9810     |   |             |            |            |            | 673,703    | -673,703   |            |
| Excedentul sectiunii de functionare  | 981096   |   |             |            |            |            | 671,691    | -671,691   |            |
| Excedentul sectiunii de dezvoltare   | 981097   |   |             |            |            |            | 2,012      | -2,012     |            |
| DEFICIT (99.10.96+99.10.97)_   | 9910     |   |             |            |            |            | -673,703   | 673,703    |            |
| Deficitul sectiunii de functionare   | 991096   |   |             |            |            |            | -671,691   | 671,691    |            |
| Deficitul sectiunii de dezvoltare  | 991097   |   |             |            |            |            | -2,012     | 2,012      |            |
| CHELTUIELILE SECTIUNII DE FUNCTIONARE (cod 50.10+59.10+63.10+70.10+74.10+79.10)                        | 4910     |   | 105,088,000 | 33,092,380 | 29,622,110 | 29,559,388 | 17,708,297 | 11,851,091 | 17,419,930 |
| Partea III-a CHELTUIELI SOCIAL-CULTURALE (cod 65.10+66.10+67.10+68.10)                                 | 6310     |   | 89,125,000  | 25,840,380 | 17,213,799 | 17,151,077 | 12,591,645 | 4,559,432  | 13,019,446 |
| Invatamant (cod 65.10.03 la 65.10.05+65.10.07+65.10.11+65.10.50)                                       | 6510     |   | 8,626,000   | 2,972,380  | 2,489,063  | 2,480,063  | 1,193,936  | 1,286,127  | 1,230,062  |
| Invatamant prescolar si primar (cod 65.10.03.01+65.10.03.02)   | 651003   |   | 4,177,000   | 1,187,500  | 1,045,991  | 1,045,991  | 599,690    | 446,301    | 640,045    |
| Invatamant prescolar   | 65100301 |   | 4,177,000   | 1,187,500  | 1,045,991  | 1,045,991  | 599,690    | 446,301    | 640,045    |
| Invatamant secundar (cod 65.10.04.01 la 65.10.04.03)   | 651004   |   | 4,449,000   | 1,784,880  | 1,443,072  | 1,434,072  | 594,246    | 839,826    | 590,017    |
| Invatamant secundar inferior   | 65100401 |   | 260,500     | 129,700    | 41,399     | 41,399     | 3,324      | 38,075     | 1,891      |
| Invatamant secundar superior   | 65100402 |   | 4,188,500   | 1,655,180  | 1,401,673  | 1,392,673  | 590,922    | 801,751    | 588,126    |
| Sanatate (66.10.06+66.10.08+66.10.50)  | 6610     |   | 70,249,000  | 18,135,000 | 7,654,141  | 7,654,141  | 7,654,141  |            | 8,229,046  |
| Servicii medicale in unitati cu paturi (cod 66.10.06.01+66.10.06.03)                                   | 661006   |   | 70,249,000  | 18,135,000 | 7,654,141  | 7,654,141  | 7,654,141  |            | 8,229,046  |
| Spitale generale   | 66100601 |   | 70,249,000  | 18,135,000 | 7,654,141  | 7,654,141  | 7,654,141  |            | 8,229,046  |
| Cultura, recreere si religie (cod 67.10.03+67.10.05+67.10.50)  | 6710     |   | 10,250,000  | 4,733,000  | 7,070,595  | 7,016,873  | 3,743,568  | 3,273,305  | 3,560,338  |
| Servicii culturale (cod 67.10.03.03 la 67.10.03.07+67.10.03.09 la 67.10.03.11+67.10.03.15+67.10.03.30) | 671003   |   | 5,700,000   | 1,610,000  | 4,704,850  | 4,704,850  | 1,431,545  | 3,273,305  | 1,421,857  |
| Instituti publice de spectacole si concerte  | 67100304 |   | 5,700,000   | 1,610,000  | 4,704,850  | 4,704,850  | 1,431,545  | 3,273,305  | 1,421,857  |
| Servicii recreative si sportive (cod 67.10.05.01)  | 671005   |   | 4,550,000   | 3,123,000  | 2,365,745  | 2,312,023  | 2,312,023  |            | 2,138,481  |
| Sport  | 67100501 |   | 4,550,000   | 3,123,000  | 2,365,745  | 2,312,023  | 2,312,023  |            | 2,138,481  |

| A  | B        | 1 | 2          | 3         | 4          | 5          | 6         | 7=5-6      | 8         |
|--|----------|---|------------|-----------|------------|------------|-----------|------------|-----------|
| Partea IV-a SERVICII SI DEZVOLTARE PUBLICA, LOCUINTE, MEDIU SI APE (cod 70.10+74.10)                   | 6910     |   | 15,080,000 | 6,436,000 | 12,208,742 | 12,208,742 | 4,917,083 | 7,291,659  | 4,029,446 |
| Locuinte, servicii si dezvoltare publica (cod 70.10.03+70.10.04+70.10.50)                              | 7010     |   | 15,080,000 | 6,436,000 | 12,208,742 | 12,208,742 | 4,917,083 | 7,291,659  | 4,029,446 |
| Alte servicii in domeniul locuintelor, serviciilor si dezvoltarii comunale                             | 701050   |   | 15,080,000 | 6,436,000 | 12,208,742 | 12,208,742 | 4,917,083 | 7,291,659  | 4,029,446 |
| Partea a VII-a REZERVE, EXCEDENT/DEFICIT   | 9610     |   |            |           |            |            | 1,343,382 | -1,343,382 |           |
| EXCEDENT (98.10.96)  | 9810     |   |            |           |            |            | 671,691   | -671,691   |           |
| Excedentul sectiunii de functionare  | 981096   |   |            |           |            |            | 671,691   | -671,691   |           |
| DEFICIT (99.10.96)   | 9910     |   |            |           |            |            | -671,691  | 671,691    |           |
| Deficitul sectiunii de functionare   | 991096   |   |            |           |            |            | -671,691  | 671,691    |           |
| CHELTUIELILE SECTIUNII DE DEZVOLTARE (cod 50.10+59.10+63.10+70.10+74.10+79.10)                         | 4910     |   | 883,000    | 816,000   | 199,569    | 199,569    | 199,569   |            | 371,038   |
| Partea III-a CHELTUIELI SOCIAL-CULTURALE (cod 65.10+66.10+67.10+68.10)                                 | 6310     |   | 199,000    | 187,000   | 178,329    | 178,329    | 178,329   |            | 156,807   |
| Invatamant (cod 65.10.03 la 65.10.05+65.10.07+65.10.11+65.10.50)                                       | 6510     |   | 23,000     | 11,000    | 2,988      | 2,988      | 2,988     |            | 12,319    |
| Invatamant secundar (cod 65.10.04.01 la 65.10.04.03)   | 651004   |   | 23,000     | 11,000    | 2,988      | 2,988      | 2,988     |            | 12,319    |
| Invatamant secundar inferior   | 65100401 |   |            |           |            |            |           |            | 5,961     |
| Invatamant secundar superior   | 65100402 |   | 23,000     | 11,000    | 2,988      | 2,988      | 2,988     |            | 6,358     |
| Sanatate (66.10.06+66.10.08+66.10.50)  | 6610     |   | 176,000    | 176,000   | 175,341    | 175,341    | 175,341   |            | 106,931   |
| Servicii medicale in unitati cu paturi (cod 66.10.06.01+66.10.06.03)                                   | 661006   |   | 176,000    | 176,000   | 175,341    | 175,341    | 175,341   |            | 106,931   |
| Spitale generale   | 66100601 |   | 176,000    | 176,000   | 175,341    | 175,341    | 175,341   |            | 106,931   |
| Cultura, recreere si religie (cod 67.10.03+67.10.05+67.10.50)  | 6710     |   |            |           |            |            |           |            | 37,557    |
| Servicii culturale (cod 67.10.03.03 la 67.10.03.07+67.10.03.09 la 67.10.03.11+67.10.03.15+67.10.03.30) | 671003   |   |            |           |            |            |           |            | 37,557    |
| Institutii publice de spectacole si concerte   | 67100304 |   |            |           |            |            |           |            | 37,557    |
| Partea IV-a SERVICII SI DEZVOLTARE PUBLICA, LOCUINTE, MEDIU SI APE (cod 70.10+74.10)                   | 6910     |   | 684,000    | 629,000   | 21,240     | 21,240     | 21,240    |            | 214,231   |
| Locuinte, servicii si dezvoltare publica (cod 70.10.03+70.10.04+70.10.50)                              | 7010     |   | 684,000    | 629,000   | 21,240     | 21,240     | 21,240    |            | 214,231   |
| Alte servicii in domeniul locuintelor, serviciilor si dezvoltarii comunale                             | 701050   |   | 684,000    | 629,000   | 21,240     | 21,240     | 21,240    |            | 214,231   |
| Partea a VII-a REZERVE, EXCEDENT/DEFICIT   | 9610     |   |            |           |            |            | 4,024     | -4,024     |           |




| A                                  | B      | 1 | 2 | 3 | 4 | 5 | 6      | 7=5-6  | 8 |
|------------------------------------|--------|---|---|---|---|---|--------|--------|---|
| EXCEDENT (98.10.97)                | 9810   |   |   |   |   |   | 2,012  | -2,012 |   |
| Excedentul sectiunii de dezvoltare | 981097 |   |   |   |   |   | 2,012  | -2,012 |   |
| DEFICIT (99.10.97)                 | 9910   |   |   |   |   |   | -2,012 | 2,012  |   |
| Deficitul sectiunii de dezvoltare  | 991097 |   |   |   |   |   | -2,012 | 2,012  |   |

Nota: Se detalizeaza pe structura clasificatiei economice (Anexa 7)

Conducatorul institutiei

CATALIN CHERECHES



Conducatorul compartimentului  
financiar-contabil  
CARMEN POP

## CONTUL DE EXECUTIE A BUGETULUI FONDURILOR EXTERNE NERAMBURSABILE- CHELTUIELI

la data de 31.03.2018

Cod 21


-lei-

| Denumirea indicatorilor *)   | Cod indicator | Credite de angajament | Credite bugetare                                 |                       | Angajamente bugetare | Angajamente legale | Plati efectuate | Angajamente legale de platit | Cheltuieli efective |
|--|---------------|-----------------------|--|-----------------------|----------------------|--------------------|-----------------|------------------------------|---------------------|
|  |               |                       | anuale aprobate la finele perioadei de raportare | trimestriale cumulate |                      |                    |                 |                              |                     |
| A  | B             | 1                     | 2  | 3                     | 4                    | 5                  | 6               | 7=5-6                        | 8                   |
| TOTAL CHELTUIELI ALE SECTIUNII DE DEZVOLTARE (50.08+59.08+63.08+70.08+74.08+79.08) | 4908          |                       |  |                       |                      |                    |                 |                              | 14,327              |
| Partea III-a CHELTUIELI SOCIAL-CULTURALE (cod 65.08+66.08+67.08+68.08)             | 6308          |                       |  |                       |                      |                    |                 |                              | 14,327              |
| Învatamant (cod 65.08.03 la 65.08.05+65.08.07+65.08.11+65.08.50)                   | 6508          |                       |  |                       |                      |                    |                 |                              | 9,166               |
| Învatamânt secundar (cod 65.08.04.01 la 65.08.04.03)                               | 650804        |                       |  |                       |                      |                    |                 |                              | 9,166               |
| Învatamânt secundar superior   | 65080402      |                       |  |                       |                      |                    |                 |                              | 9,166               |
| Cultura, recreere si religie (cod 67.08.03+67.08.05+67.08.06+67.08.50)             | 6708          |                       |  |                       |                      |                    |                 |                              | 5,161               |
| Alte servicii în domeniile culturii, recreerii si religiei                         | 670850        |                       |  |                       |                      |                    |                 |                              | 5,161               |

Nota: Se detaliaza pe structura clasificatiei economice (Anexa 7)

Conducatorul institutiei

CATALIN CHERECHES



Conducatorul compartimentului

financiar-contabil

CARMEN POP